

THANK YOU FOR YOUR PURCHASE!



Did you know that when you leave feedback on TPT you earn credits towards future purchases?

★★★★★ Extremely satisfied

I truly appreciate your feedback to help my little store grow.

LET'S BE FRIENDS

Access my
Freebie
Library

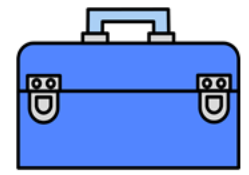
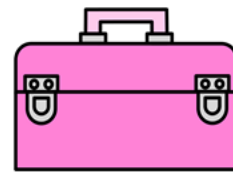

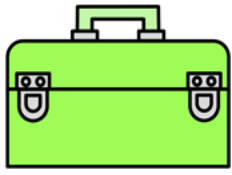
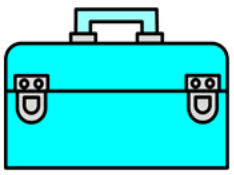


Stay updated on new product announcements (they are 50% off for the first 24 hrs posted!) by following me on TPT, checking out my website, and subscribing to my newsletter.



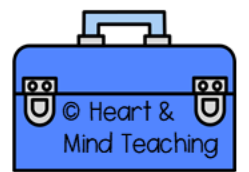
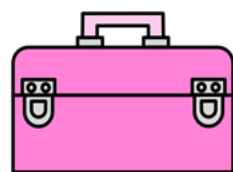
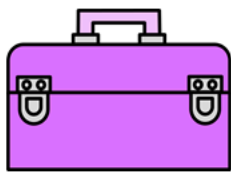
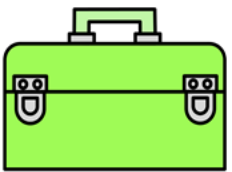
If you have any questions or concerns please email me at:
heartandmindteaching@gmail.com

♥
Ashley

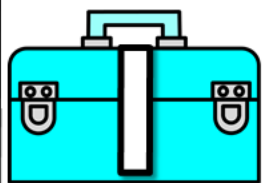


BEHAVIOR TOOLBOX

Selfish



BEHAVIOR TOOLBOX



Selfish

What it looks like

*Student is always trying to get something for nothing.

*He/she rarely uses please or thank you.

*Student is always seeking extra privileges and even when a privilege is given, they will then ask for another.

*Student will question a teacher again and again until their request is granted. He/she will even compare what other teachers do in an attempt to get their way.

*He/she is very persistent, which often leads to some people giving in to get them off their back.

*This student talks about themselves frequently, also likes to talk about what he/she has.

*He/she is aware of their behavior and sees no reason to change because it works for them.

*Does not appear to care about others, mostly concerned with their own wants and needs.

*Infringes upon the rights of others.

Selfish

BEHAVIOR TOOLBOX



Selfish

What to do

*Speak to the student about this behavior, they are likely to change right away once confronted. These students are used to behaving this way and it works for them, calling them out on the behavior makes it not work for them anymore.

*Provide the student responsibilities that require him to give to others.

*Point out the students strengths and show them how those can help achieve success. Discuss that you would like to help build their maturity, part of being mature is not only taking but giving to others. Talk about how being selfish often causes people to feel unhappy, giving and helping others can make you feel happy.

*Find a student that has made attempts to befriend or be nice to this student, and buddy them up. Sit them close together, place them in groups together. Encourage the friendship and encourage it being a two sided friendship (not one sided). Correct any behavior that you see of the student not being fair or manipulating their buddy.

*Find a classroom community project to take on (building/maintaining the school garden, cleaning up the playground/field, collecting supplies to donate to the poor, book buddies with a lower grade level). This will encourage children to consider the effects of their actions on others and realize that even very young people are capable of the kind of selfless actions that create positive change.

*Help the student imagine how the other person feels about a situation (practicing empathy). "Imagine you're a new student and you're walking into a new school and don't know anyone. How will you feel?" Look for daily situations that could nurture empathy. Asking "How would you feel?" and "How does the other person feel?" helps kids understand the feelings and needs of other people.

Selfish

BEHAVIOR TOOLBOX



Selfish

What NOT to do

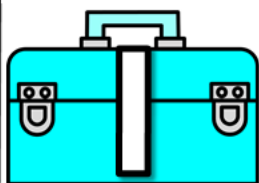
- *Do not give in to the selfish student.
- *Do not show that you dislike the student, rather that you do not like their behavior.
- *Do not avoid the student or the problem, or try to get rid of the student.
- *Do not be overly firm and refuse to budge on certain requests by this student, be fair.
- *Do not speak to this student about the concern in front of others.
- *Do not neglect to inform parents of the concern, use caution with your wording. Mention that you are striving to focus in your classroom on giving to others and practicing empathy. You encourage parents to do something similar at home, a community project or even just when talking ask questions like "How do you think the other person felt when that happened?", "If you were to put yourself in their shoes, how would you feel?", "What are some ways you could help them feel better?"

Selfish

BEHAVIOR TOOLBOX

Selfish

Quick Guide



What it looks like

- *Student is always trying to get something for nothing.
- *He/she rarely uses please or thank you.

*Student is always seeking extra privileges and even when a privilege is given, they will then ask for another.

*Student will question a teacher again and again until their request is granted. He/she will even compare what other teachers do in an attempt to get their way.

*He/she is very persistent, which often leads to people giving in to get them off their back.



What to do

*Speak to the student about this behavior, they are likely to change right away once confronted. These students are used to behaving this way and it works for them, calling them out on the behavior makes it not work for them anymore.

*Provide the student responsibilities that require him to give to others.

*Point out the students strengths and show them how those can help achieve success. Discuss that you would like to help build their maturity, part of being mature is not only taking but giving to others.

*Find a student that has made attempts to befriend or be nice to this student, and buddy them up. Sit them close together, place them in groups together.

*Find a classroom community project to take on (building/maintaining the school garden, cleaning up the playground/field, collecting supplies to donate to the poor, book buddies with a lower grade level).

*Help the student imagine how the other person feels about a situation (practicing empathy).



What NOT to do

*Do not give in to the selfish student.

*Do not show that you dislike the student, rather that you do not like their behavior.

*Do not avoid the student or the problem, or try to get rid of the student.

*Do not be overly firm and refuse to budge on certain requests by this student, be fair.



Selfish

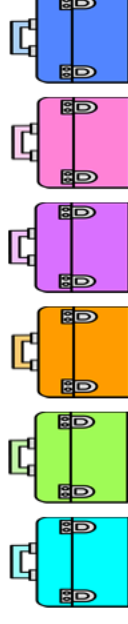
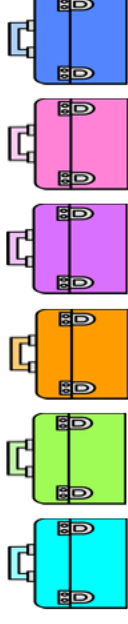
What to do (Cont.)

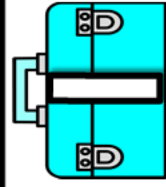
- *Find a classroom community project to take on (building/maintaining the school garden, cleaning up the playground/field, collecting supplies to donate to the poor, book buddies with a lower grade level). This will encourage children to consider the effects of their actions on others and realize that even very young people are capable of the kind of selfless actions that create positive change.
- *Help the student imagine how the other person feels about a situation (practicing empathy). "Imagine you're a new student and you're walking into a new school and don't know anyone. How will you feel?" Look for daily situations that could nurture empathy. Asking "How would you feel?" and "How does the other person feel?" helps kids understand the feelings and needs of other people.

"A change in
behavior
begins with a
change in
the heart."

BEHAVIOR TOOLBOX

Selfish





Selfish

What it looks like

- *Student is always trying to get something for nothing.
- *He/she rarely uses please or thank you.
- *Student is always seeking extra privileges and even when a privilege is given, they will then ask for another.
- *Student will question a teacher again and again until their request is granted. He/she will even compare what other teachers do in an attempt to get their way.
- *He/she is very persistent, which often leads to some people giving in to get them off their back.
- *This student talks about themselves frequently, also likes to talk about what he/she has.
- *He/she is aware of their behavior and sees no reason to change because it works for them.
- *Does not appear to care about others, mostly concerned with their own wants and needs.
- *Infringes upon the rights of others.



Selfish

What to do

- *Speak to the student about this behavior, they are likely to change right away once confronted. These students are used to behaving this way and it works for them, calling them out on the behavior makes it not work for them anymore.
- *Provide the student responsibilities that require him to give to others.
- *Point out the student's strengths and show them how those can help achieve success. Discuss that you would like to help build their maturity, part of being mature is not only taking but giving to others. Talk about how being selfish often causes people to feel unhappy, giving and helping others can make you feel happy.
- *Find a student that has made attempts to befriend or be nice to this student, and buddy them up. Sit them close together, place them in groups together. Encourage the friendship and encourage it being a two sided friendship (not one sided). Correct any behavior that you see of the student not being fair or manipulating their buddy.

(Continues on the flap)



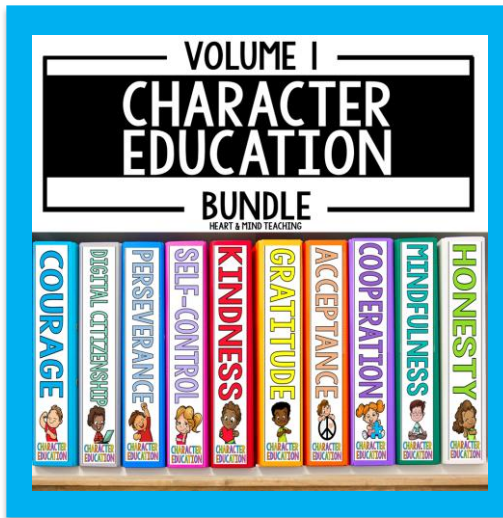
Selfish

What NOT to do

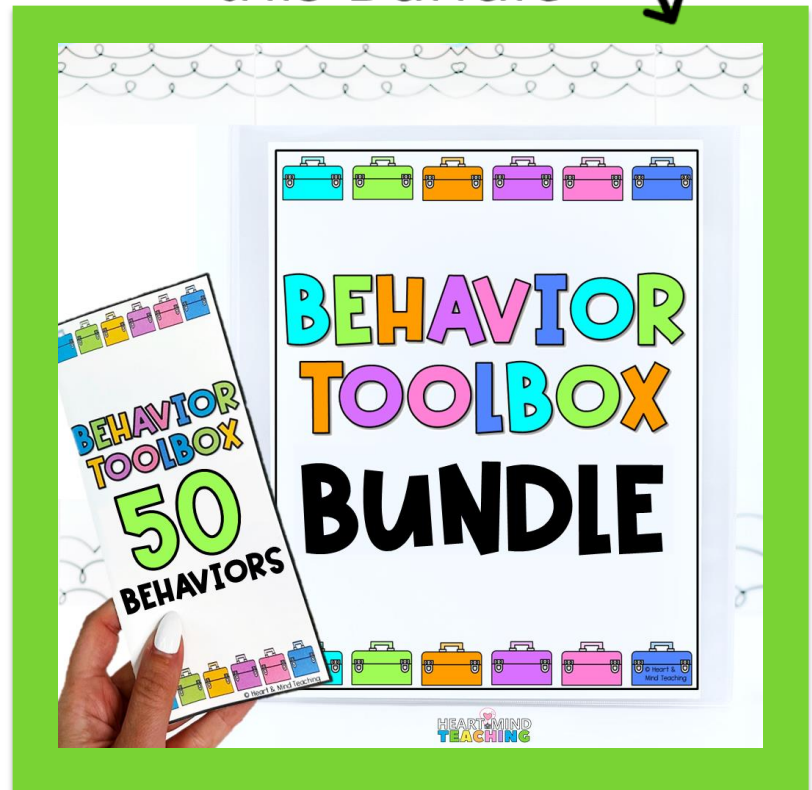

- *Do not give in to the selfish student.
- *Do not show that you dislike the student, rather that you do not like their behavior.
- *Do not avoid the student or the problem, or try to get rid of the student.
- *Do not be overly firm and refuse to budge on certain requests by this student, be fair.
- *Do not speak to this student about the concern in front of others.
- *Do not neglect to inform parents of the concern, use caution with your wording. Mention that you are striving to focus in your classroom on giving to others and practicing empathy. You encourage parents to do something similar at home, a community project or even just when talking ask questions like "How do you think the other person felt when that happened?" "If you were to put yourself in their shoes, how would you feel?" "What are some ways you could help them feel better?"

CHECK THESE OUT

CLICK ON THE PICTURES TO GET A CLOSER LOOK.



This product and **49** others are included in this Bundle →



COUNSELOR
Collab
— with Laura & Ashley —



Would you like to spend less time browsing for resources and lesson planning, and more time serving students? Let Laura from [Music City Counselor](#) and Ashley from [Heart and Mind Teaching](#) do the work for you!

CLICK TO COLLAB

MEMBER PERKS

- ♥ Data-driven resources by theme.
- ♥ \$35+ value of ready-to-use materials.
- ♥ Lessons, group curriculums, forms, & activities.
- ♥ Tier 1, 2, and 3 research-based resources.
- ♥ No contracts, cancel anytime.



THANK YOU

FOR SUPPORTING MY LITTLE SHOP.

Hi there! I'm Ashley- a School Counselor, curriculum developer, blogger, and mama to two young boys. I have a passion for creating fun and engaging resources for Counseling and Social Emotional Learning.

LET'S BE FRIENDS

Ashley

Access my
Freebie
Library



FOLLOW FOR EXCLUSIVE SAVINGS

New products are 50% off for 24hrs.

CLICK HERE

★ HOW CAN YOU EARN TPT CREDITS? When you leave feedback, TpT rewards you with credits that you can use toward future purchases.

ACCESS MY FREEBIE LIBRARY

Join my Newsletter to be informed of all future added freebies.

I WANT FREEBIES

TERMS OF USE

© Heart and Mind Teaching, 2017, 2024. All rights reserved. Purchase of this item entitles the purchaser the right to reproduce for classroom, personal, and google classroom use only. Use in multiple classrooms, requires the purchase of additional licenses. Redistribution or duplication of this product is strictly forbidden without the written permission of the publisher. Copying any part of this product and placing it on a publicly accessible website is strictly forbidden and is a violation of the Digital Millennium Copyright Act (DMCA). You may post this for single-classroom use on a password protected student site such as google classroom. **You may NOT post my products on any public, for-profit, or commercial websites or entities, such as Outschool.** Please do not sell or distribute any part of this as your own. Thank you for abiding by universally accepted codes of professional ethics while using this product.



If you have any questions or concerns please email me at:

heartandmindteaching@gmail.com

CREDITS

